

7UHQFK 026 %DUULHU 6FKRWWN\ 5H

Features

- ‡ \$GYDQWUHQFK WHFKQRORJ\
- ‡ /RZRUZDURGDWDJH GURS
- ‡ /RZRZURVVHV
- ‡ +LJHILFLHQF\ RSHUDWLRQ
- ‡ /HDGH)HLQLVK &R#6OLDQW

763 / \$)  
SMAF



&DWKRGH \$QRGH

Applications

- ‡ '&' &RQYHUWHUV
- ‡ \$&'&GDSWRUV
- ‡ 6ZLWF&RZD&XSSOLHV
- ‡ )UHHZKH'HL&GQJ

Maximum ratings and electrical characteristics (T<sub>J</sub> = 25°C unless otherwise noted)

3DUDPHWHU		6\PERO	/LPLW	8QLW
0D[LXPXPHSHVSHUNYHYURQHW DJH		9550		9
0D[LXPYHURJHZDUG UFXEWHIQWG		,) \$9		\$
				f &
		5\$-&		f & :
,QVWDQWDQHRXV IRUZDUGYROWDJH	,) \$	7- f&	7 < 3	0\$;
	,) \$	7- f&		
	,) \$	7- f&		
	,) \$	7- f&		
,QVWDQWDQHRXV UHFRQVWUHQ		7- f&		X\$
		7- f&		P\$

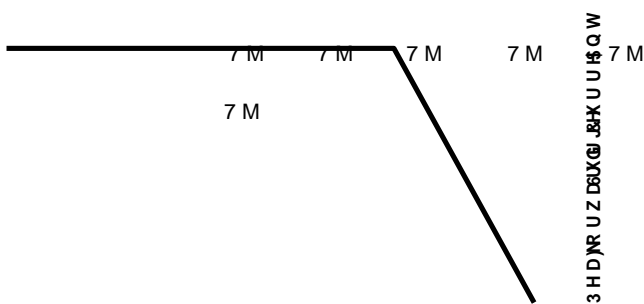
1RWHV

3XOVH WHVVSXOVH ZLGWK GXW\F\FOH

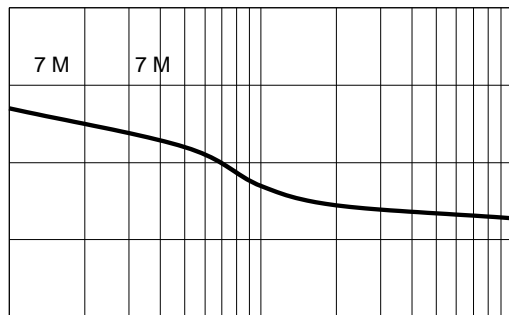
3XOVH WHVW 3XOPH ZLGWK 0

RATINGS AND CHARACTERISTICS CURVES 7\$

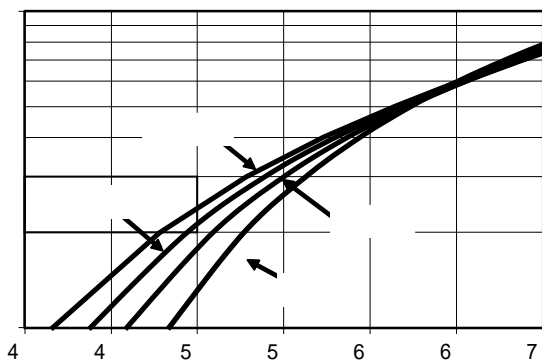
f & X Q O H V Q R W K G U Z L V H



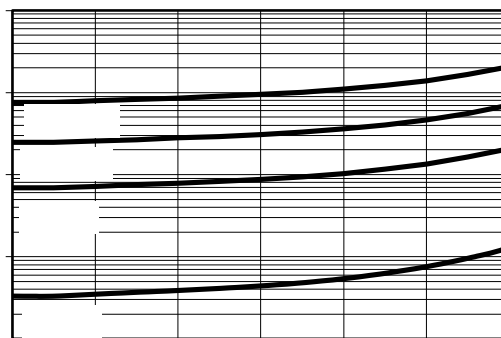
7 F & D V H P S &  
Current Derating, Case



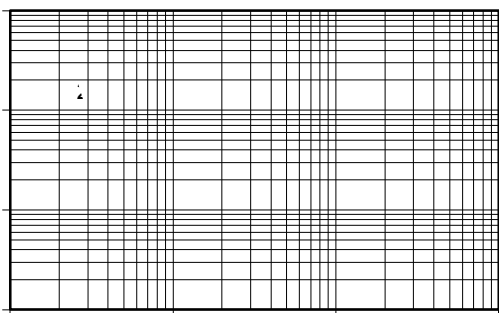
1 X P E R U & \ D O W H + V ]  
Maximum Repetitive Surge Current



9 I , Q V W D Q W ) R O Z B 9 R O W D J H  
Typical Forward Voltage



95 5 H Y H U V H 9 R O W D J H 9 R O W V  
Typical Reverse Current



5 H Y H U V H 9 R O W D J H 9  
Typical Junction Capacitance

PACKAGE OUTLINE DIMENSIONS

60 \$)

