

## Trench MOS Barrier Schottky Rectifier

DO-201AD  
TSA /



Cathode  Anode

### Features

- Advanced trench technology
- Low forward voltage drop
- Low power losses
- High efficiency operation
- Lead Free Finish, RoHS Compliant

### Applications

- DC/DC Converters
- AC/DC Adaptors
- Switching Power Supplies
- Freewheeling Diodes

Maximum ratings and electrical characteristics (T<sub>J</sub> = 25°C unless otherwise noted)

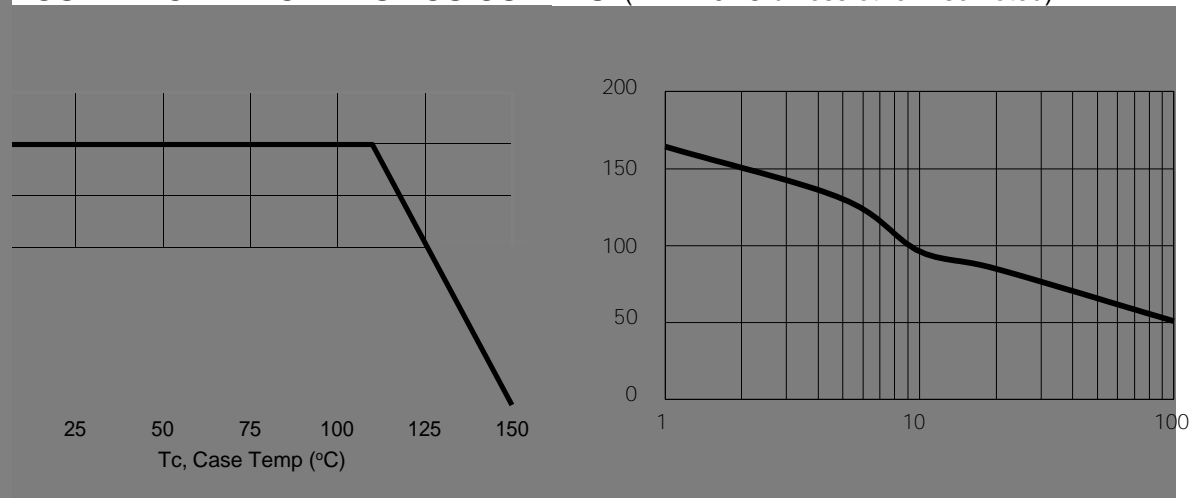
Parameter		Symbol	Limit		Unit
Maximum repetitive peak reverse voltage		VRRM	100		V
Maximum average forward rectified current		IF(AV)	10		A
Peak forward surge current 8.3 ms single half sine- wave superimposed on rated load per diode		IFSM	160		A
Operating junction and storage temperature range		TJ, TSTG	-50 to +150		°C
Typical thermal resistance per leg	DO-201AD	R <sub>JC</sub>	22		°C/W
Instantaneous forward voltage per diode			TYP.	MAX.	V
	IF= A	TJ=25°C	0.4	0.	
	IF= A	TJ=125°C	0.	-	
	IF=10A	TJ=25°C	0.		
	IF=10A	TJ=125°C	0.	-	
Instantaneous reverse current per diode at rated reverse voltage	TJ=25°C	IR(2)	-	0	uA
	TJ=125°C		-	40	mA

Notes:

(1) Pulse test: 300 μs pulse width, 1 % duty cycle

(2) Pulse test: Pulse width 0.40 ms

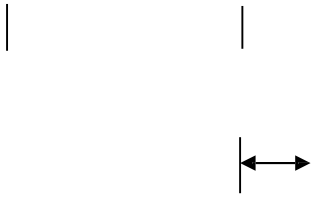
INGS AND CHARACTERISTICS CURVES (TA = 25 °C unless otherwise noted)



5HYHUVH U V YSa \$É U V

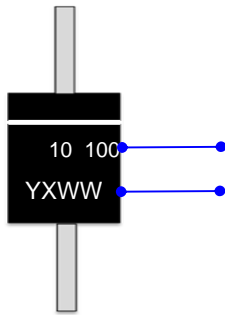
---

## PACKAGE OUTLINE DIMENSIONS



### Marking Information

Cathode

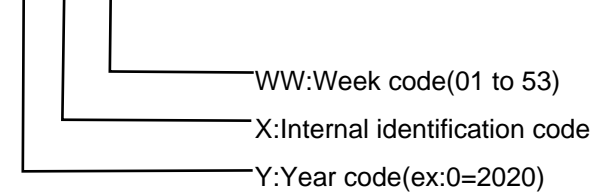


Anode

Product model : TSA10 100

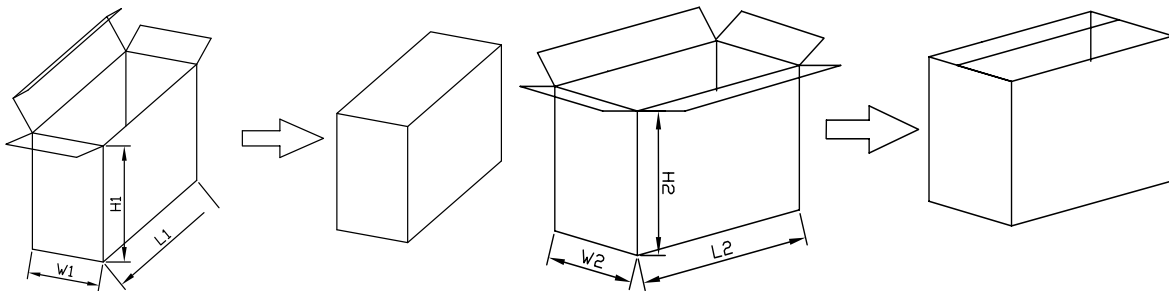
PDC information

Y X WW



### Packaging Information

1.



### Packaging Information

NO	UNIT	Inside Box			Outside Box		
		L1	W1	H1	L2	W2	H2
Size	mm			1		20	0
QTY	PCS	Smallest package, 0PCS			, 00PCS/carton, boxes in total		
Note	Tolerance	20mm,±3mm;	21-100mm,±5mm;	101-500mm,±10mm			