

7UHQFK 026 %DUULHU 6FKRWWN\ 5H

DO-201AD
TSA /



Cathode Anode

Features

- ‡ \$GYDQWUHQFK WHFKQRORJ\
- ‡ /RZRZURGRWDJH GURS
- ‡ /RZRZURVVHV
- ‡ +LJKILFLHQF\ RSHUDWLRO
- ‡ /HDGHHLQLVK &RPSOLDQW

Applications

- ‡ '&' & RQYHUWHUV
- ‡ \$&' & GDSWRUV
- ‡ 6ZLWFKRZHXSSOLHV
- ‡)UHHZKHHLRGRJ

Maximum ratings and electrical characteristics (T_J = 25°C unless otherwise noted)

| 3DUDPHWHU | | 6\PERO | /LPLW | 8QLW |
|--------------------------------------------------------|--------|------------|-------|-------|
| 0D[LXPXSHVSHUNYHYURQWDJH | | 9550 | | 9 |
| 0D[LXPYHURJHZDUG UFXEWHIQWG | | ,) \$9 | | \$ |
| 3HDN IRVZDUEBUHQW VLKDDHQZDYH VXSHULPSRQDCHRSRGLRGH | | ,) 60 | 15 | \$ |
| 2SHUDMXQEDQGRWRUDJH WHPSHUDW | | XUH 007CJH | 5 WR | f & |
| 7\SLFVCHUPDO USHVULVQHDQFH | | '2 \$' | 2 | f & : |
| ,QVWDQWDQHRROWRDUZDUG SHGLRGH | ,) \$ | 7- f & | 7 < 3 | 0\$; |
| | ,) \$ | 7- f & | | |
| | ,) \$ | 7- f & | | |
| | ,) \$ | 7- f & | | |
| ,QVWDQWDQHRXUUSHQWRCWH UDWHYHYURQWDJH | 7- f & | ,5 | | P\$ |
| | 7- f & | | | P\$ |

1RWHV

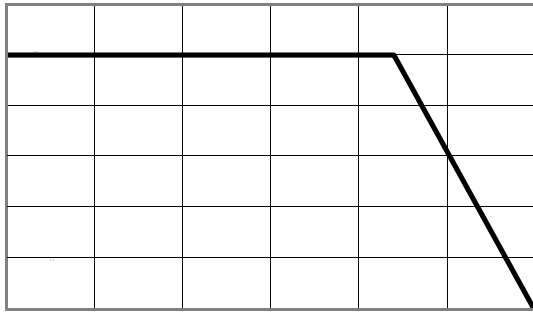
3XOVH WHVVSXOVH ZLGWK GXW\F\FOH

3XOVH WHVW 3XOPWH ZLGWK 0

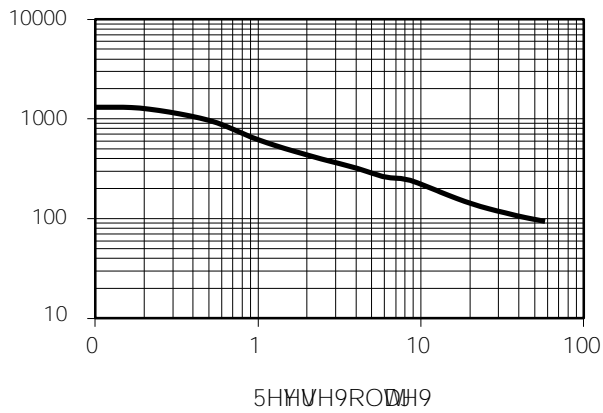
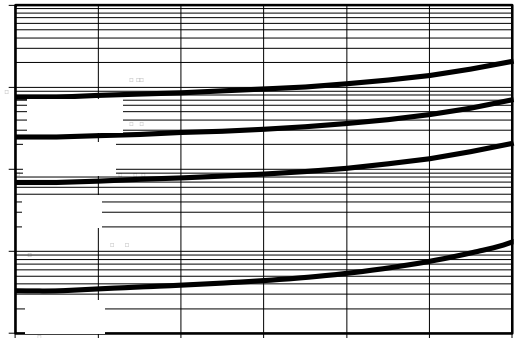
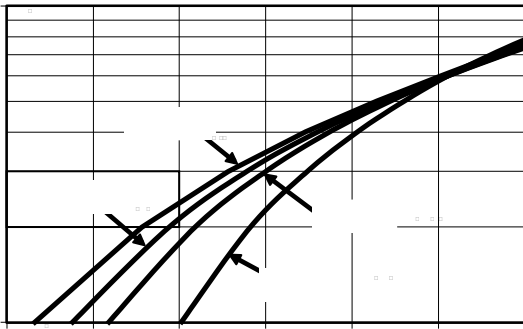
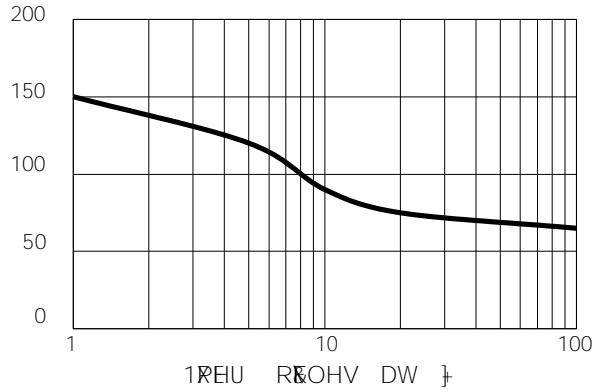
RATINGS AND CHARACTERISTICS CURVES

7\$

f & X Q O H V Q R W K B U Z L V H



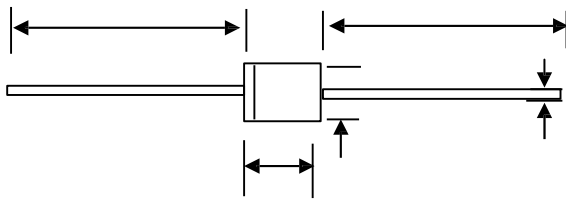
3 H D J R U Z D S U X G J & X U U \$ Q W



5 H Y V H 9 R O D W H 9

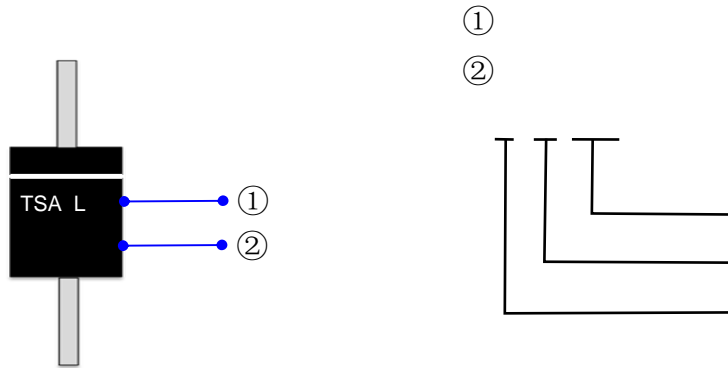
PACKAGE OUTLINE DIMENSIONS

DO-201AD

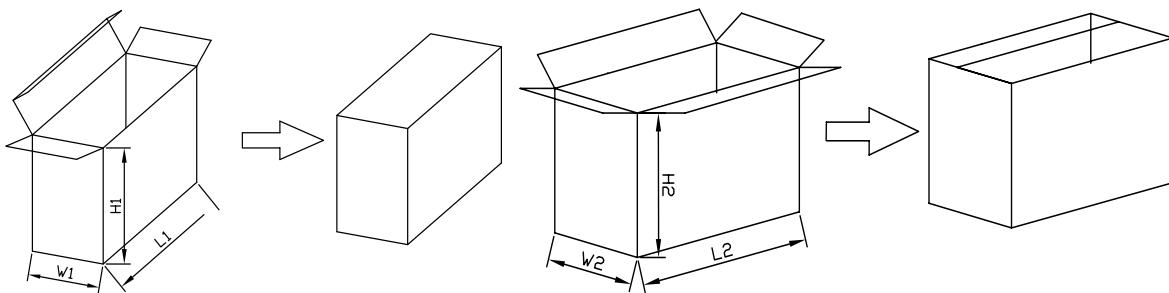


| | | | | C | |
|--|--|--|--|-----|--|
| | | | | 1.4 | |
| | | | | 1.1 | |
| | | | | 5.1 | |
| | | | | | |

Marking Information



Packaging Information



Packaging Information

| | | | | | | | |
|--|--|--|--|---|---|--|--|
| | | | | | | | |
| | | | | 4 | 4 | | |
| | | | | | | | |
| | | | | | | | |