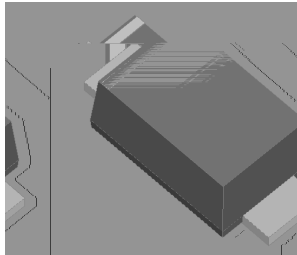


7 UHQFK 026 %DUULHU 6FKRWWN\ 5H

62'
7633)/

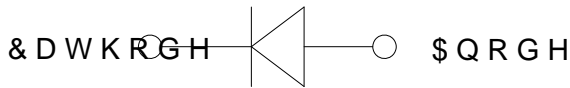


Features

- Advanced trench technology
- Low forward voltage drop
- Low power losses
- High efficiency operation
- Lead Free Finish, RoHS Compliant

Applications

- DC/DC Converters
- AC/DC Adaptors
- Switching Power Supplies
- Freewheeling Diodes



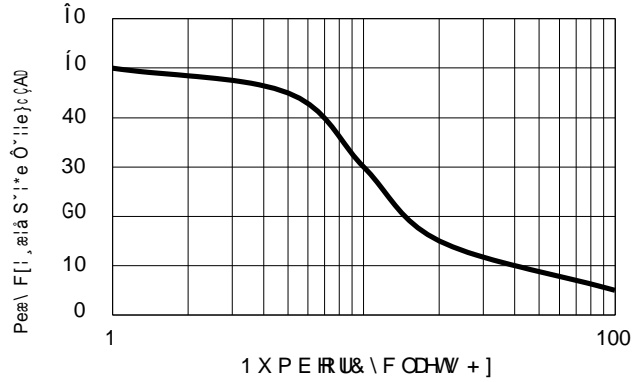
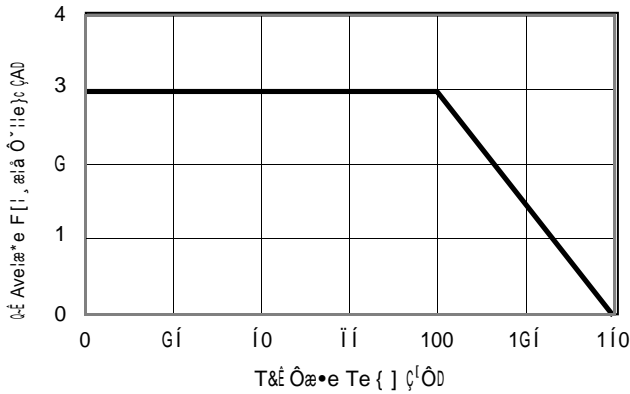
Maximum ratings and electrical characteristics (T_J = 25°C unless otherwise noted)

Parameter	Symbol	Limit	Unit
Maximum repetitive peak reverse voltage	VRRM	0	V
Maximum average forward rectified current	IF(AV)		A
Peak forward surge current 8.3 ms single half sine-wave superimposed on rated load per diode	IFSM	0	A
Operating junction and storage temperature range	TJ, TSTG	- to +150	°C
7\SLFDO WKHUPDO UHVLVWDQFH SHU 0RXQWHG RQ)5 3&%	GLRGH 5\$-&		°C/W
,QVWDQWDQHRXV IRUZDQ YRQWGH	VF(1)	TYP.	MAX.
		0.	0.
		0.	-
Instantaneous reverse current per diode at rated reverse voltage	IR(2)	TJ=25°C	µA
		TJ=125°C	mA

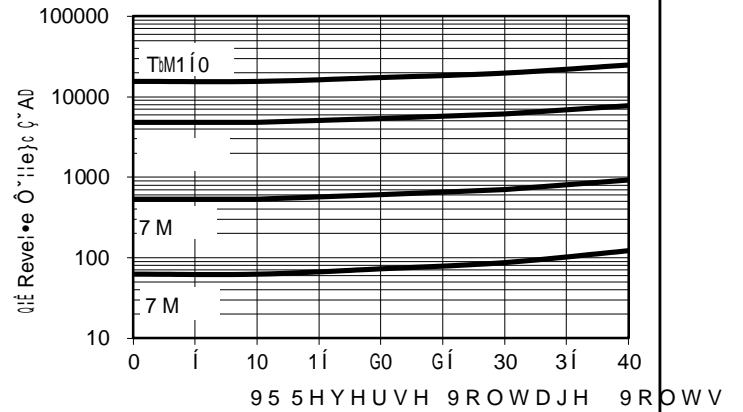
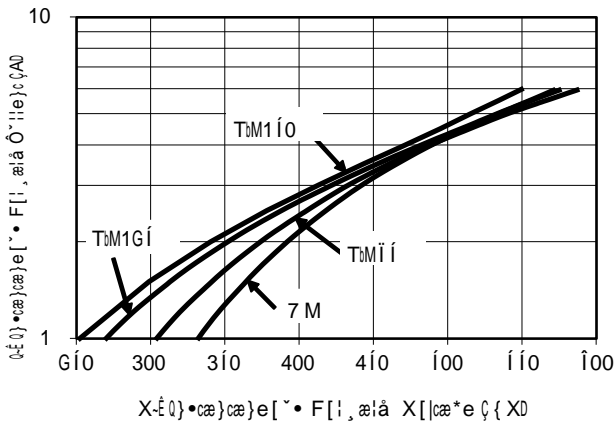
Notes:

3XOVH WHV \$XOVH ZLGWK GXW\ F\FOH
3XOVH WHVW 3XOPWH ZLGWK 0

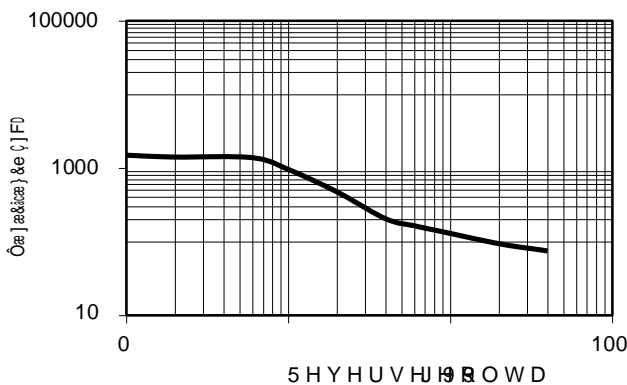
RATINGS AND CHARACTERISTICS CURVES



\$VSSFOU %FSBUJOH \$BTF.BYJNVN 3FQFUJUF 4VS



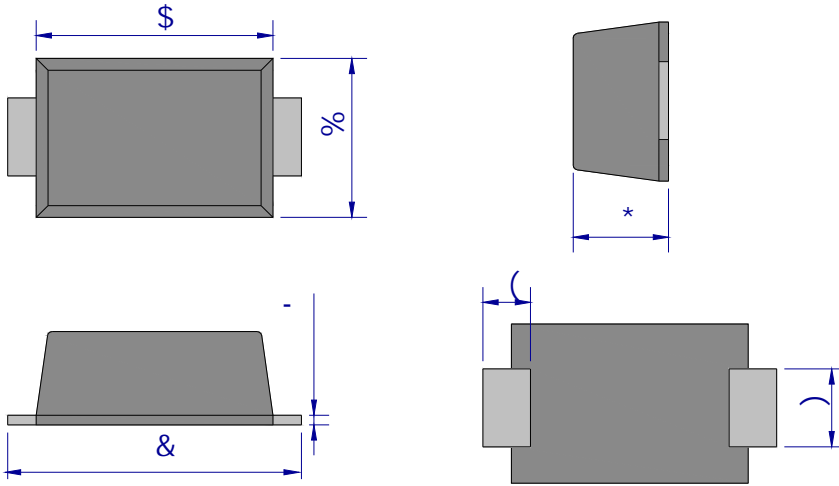
5ZQJDBM 'PSXBSE 7PMUBHF 5ZQJDBM 3FWFSTF \$VSS



5ZQJDBM +VODUJPO \$BQBDJUBODF

PACKAGE OUTLINE DIMENSIONS

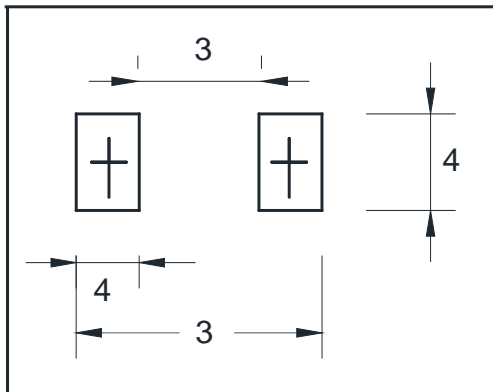
1 R W H X Q L W P P 0 L O



6 2 ' O H F K D Q D W D O

8 1 , 7		\$	%	&	'	()	*
PP	P D							
	P L O							0.
P L O	P D	11	1	155	5	35	4 4	2 53 1
	P L O	102	463	0 135	3	3 11	31	3 4

6 2 ' 6 X J J H V W H G 3 D G / D \ R X W



8 1 ,		3	4	4
PP	P L O	1 5	3	1 3
P L O	P L O	5 0	51 2	51 2