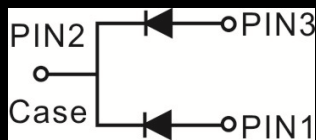



TS 310L300D

05-NOV-2015

Rectifier



trench technology
 low voltage drop
 low losses
 high frequency operation
 lead free, RoHS Compliant

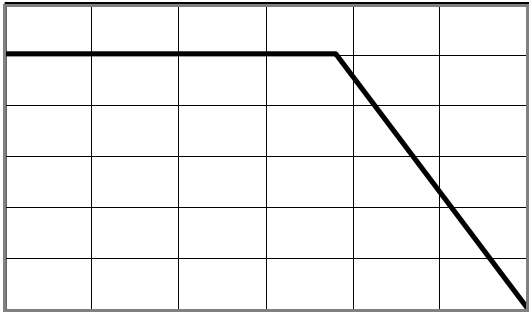
converters
 motors
 power supplies
 signal diodes

unless otherwise noted)

Limit		Unit
0		
10		A
WR		°C
		°C/W
TYP.	MAX.	V
0.7	0.7	
0.6	-	
0.8	0.	
0.	-	
1		uA
		XA

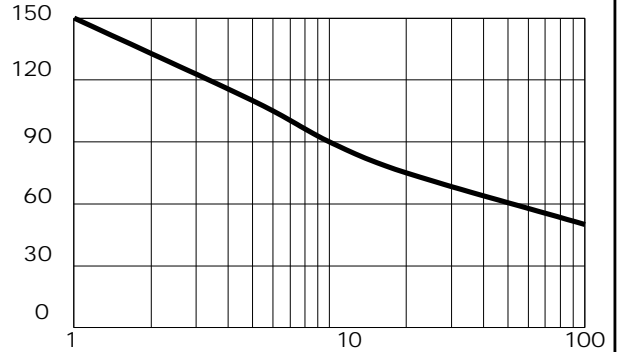
device

RATINGS AND CHARACTERISTICS CURVES (TA = 25 °C unless otherwise noted)

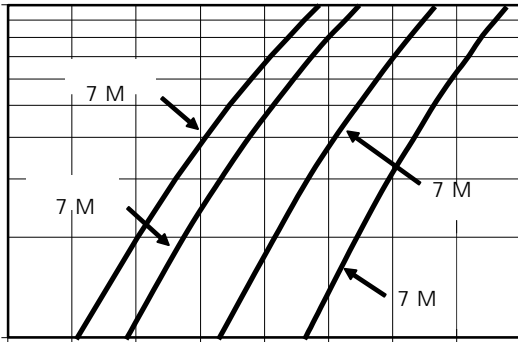


7 F & DVH^R 7 HPS

Current Derating, Case




Maximum Repetitive Surge Current



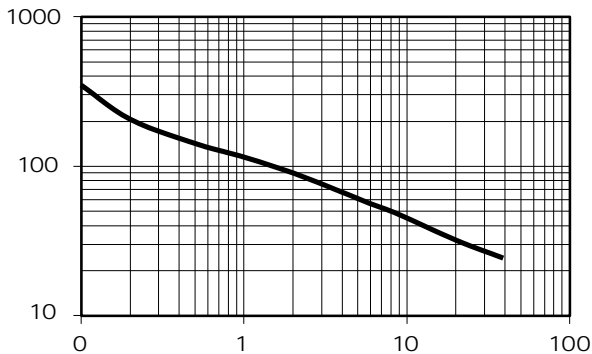
9 I , QVWDQWDQHRXV)RUZDUG

Typical Forward Voltage



9 ROWDJH P9 5HYHUVH 9 ROWDJH 9 ROW

Typical Reverse Current



Typical Junction Capacitance

PACKAGE OUTLINE DIMENSIONS

Note:unit In(mm)

0DUNLQJ ,QIRUPDWLRQ

7: &RPSDQ\ V WUDGHPDUN
83URGXFW PRGHO 765 / '
93' & LQIRUPDWLRQ

