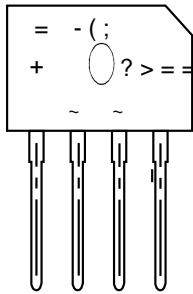


## 6SHFLDO )RU ' & \$ & 5HFWLILHU %ULG



Input Pin (~)
Input Pin (~)
Output R (+)
Output D R (-)

)HDWXUHV

‡&RPSOLDQW ZLWK 5R+6 3URYLVL  
 ‡/RZ IRUZDUG YROWDJH KLJK IRU  
 ‡+LJK IRUZDUG VXUJH FXUUHQW F  
 ‡+LJK KHDW FRQGXFWLQJ SHUIRU  
 ‡ 7KHUPDO ZHOGLQJ SHUIRUPDQF  
 C VHF

\$\$\$SOLFDFWLRQV

‡6ZLWFKLQJ 3RZHU 6XSSO\  
 ‡+RPH\$\$\$SOLDQFHV 2IILFH 'HYLFH  
 ‡,QG XVWULDO \$XWR HTXLSPHQWV

0D[LPXP 5DWLQJV DQG (OHFWULFDO FKDUDFWHULVWLFV  
 5DWLQJV EDV ELHQW WHPSHUDWXUH XQOHVV RWKHUZLVH VSHFLI  
 UHVLVWLYH RU LQGXFWLYH ORDG IRU FDSDFLWLYH ORDG FXUU

3DUDPHWHU	6\PERO	*%8 (	8QLW
0D[LPXP 5DWLQJV DQG (OHFWULFDO FKDUDFWHULVWLFV	9 <sub>550</sub>		9
0D[LPXP 506 YROWDJH	9 <sub>506</sub>		9
0D[LPXP ' & %ORFNLQJ 9ROWDJH	9 &		9
\$YHUDJH 5HFWLILHG 2XWSXW & XUHQW	U <sub>2</sub>		\$
5HYHUVH 5HFRYHU\ 7LPH ,) \$ ,5 \$u65 \$			QV
3HDN )RUZDUG 6XUJH & XUHQW :DYH 6XSHULPSRVHG RQ 5DWHG /RDG - ( (& 0HWKRG	PV 6LQJOH +DOI 6LQH RDG - ( (& 0HWKRG		\$
, WDWLQJ VLQJ PV W PV	, W		\$ 6
'LHOHFWULFDO 6HFRYHU\ 7LPH ,) \$ ,5 \$u65 \$			KV
Mounting torque	TOR	Recommended torque:0.5	N.m
0D[LPXP )RUZDUG 9ROWDJH DW	9,	7	9
0D[LPXP ' & 5HYHUVH & XUHQW 5DWHG ' & %ORFNLQJ 9ROWDJH	DW .5		\$
0[TIZOUT ZU GSHOKTZk]OZNRZ NRZGZYOTG - \$ 0[TIZOUT ZU IGYK ]OZNRZGZYOTG - \$	5 - \$ 5 - &		:
2SHUDWLQJ DQG 6WRUDJH 7HPS HUDWXUH 5DQJH	MVVJ	a	f &

1RWH 0HDVXUH DW 0+] DQG DSSOLHG UHYHUVH YROWDJH RI 9 ' &  
 0RXQWHG RQ JODVV HSR[ \ 3 & ERDUG ZIFRSSHU SDG

5 \$ 7 , 1 \* 6 \$ 1 ' & + \$ 5 \$ & 7 ( 5 , 6 7 , & 6 & 7 8 5 9 ( 6 f & X Q O H V Q R W K B U Z L V H

Fig.1: Current Derating Curve

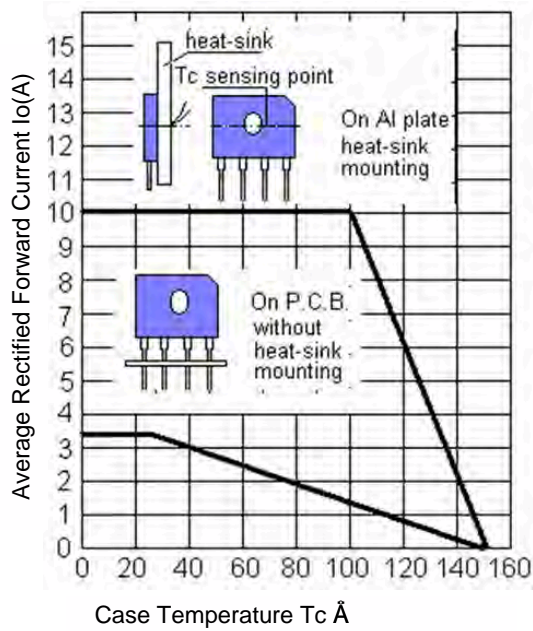


Fig.2 Typical Reverse Characteristics

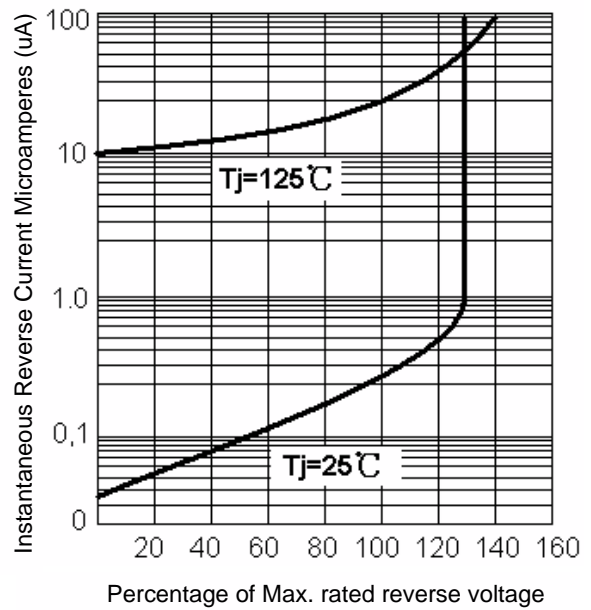


Fig.3: Max. Surge Current

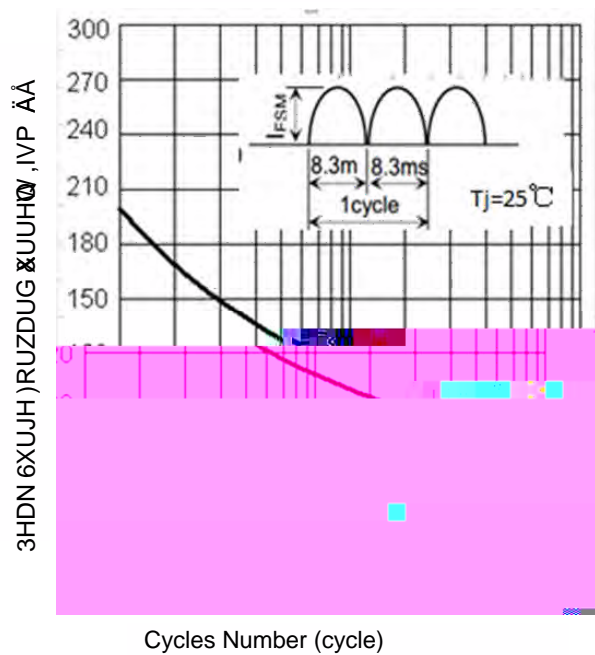
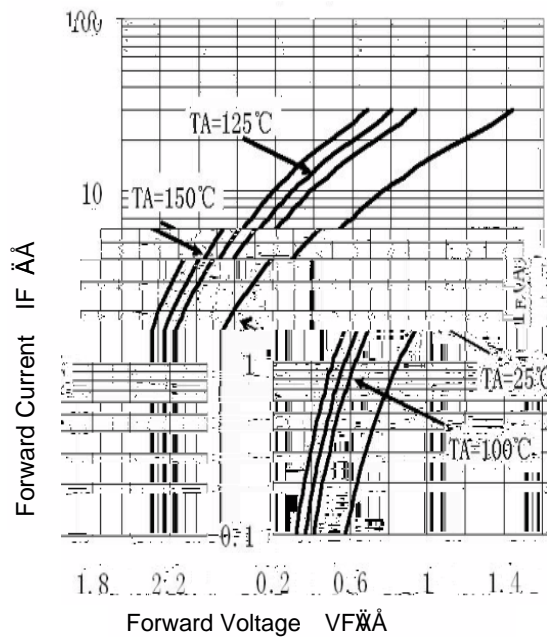
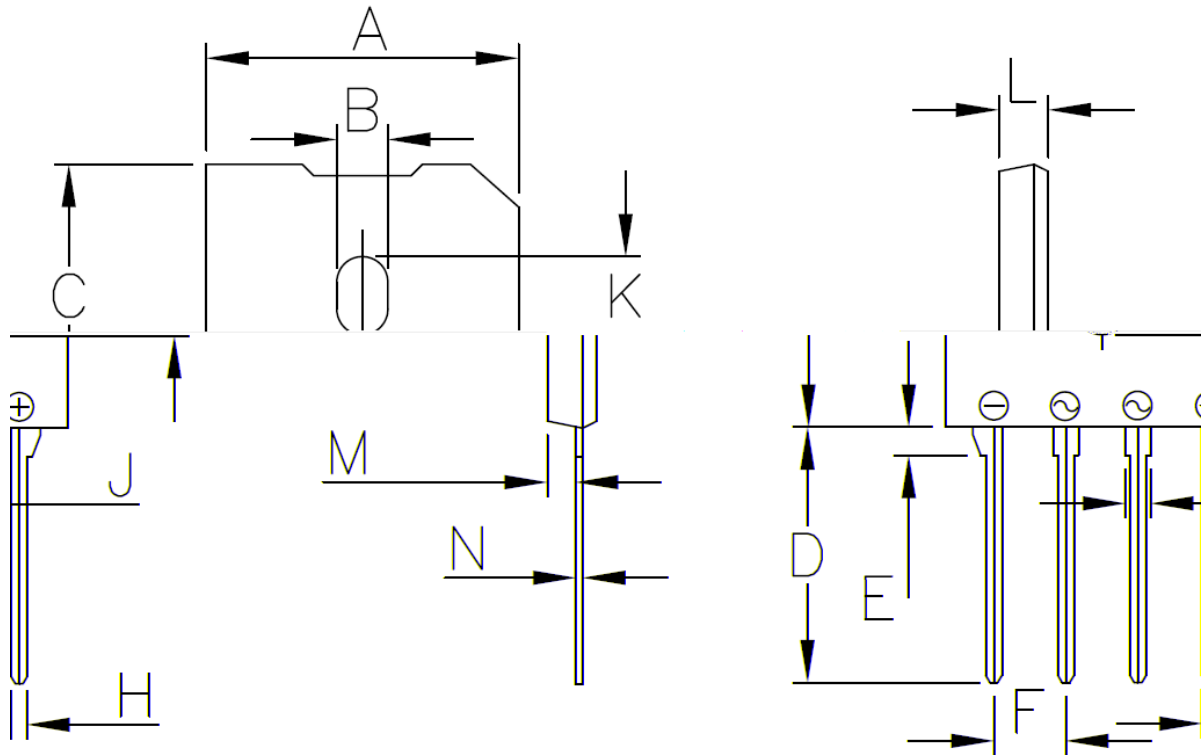


Fig.4: Rated Forward Features



3\$&\$\* ( 287/,1',0(16,216

1RWH XQLW PP LQFK



			4.1			1	5.43	1.15	2.24	5.6	3.6		6
			5				4.73	0.85	64	5.1	2	8	4
			7			09	22	045	9	22	5		
							18	033	6	20	2	7	15