

Special For DC-AC Rectifier Bridge

Features

- Compliant with RoHS Provisions
- Low forward voltage, high forward current
- High forward surge current capability
- High heat-conducting performance
- Thermal welding performance:
260 °C/10sec

Applications

- Switching Power Supply
- Home Appliances, Office Devices
- Industrial Auto-equipments

PINNING

PIN	DESCRIPTION
1	Input Pin (~)
2	Input Pin (~)
3	Output Anode (+)
4	Output Cathode (-)

	V_{RRM}		V
Maximum RMS voltage	V_{RMS}		V
Maximum DC Blocking Voltage	V_{DC}		V
Average Rectified Output Current	I_o	10.0	A
Peak Forward Surge Current 8.3 ms Single Half Sine Wave Superimposed on Rated Load(JEDEC Method)	I_{FSM}	200	A
$I^2 t$ rating for fusing (1ms < t < 8.3 ms)			
Maximum Forward Voltage at 5.0 A	V_F	1.25	V
			μA
Operating and Storage Temperature Range	T_j, T_{stg}	-55 ~ +150	°C

RATINGS AND CHARACTERISTICS CURVES (TA = 25 °C unless otherwise noted)

Fig.1: Current Derating Curve

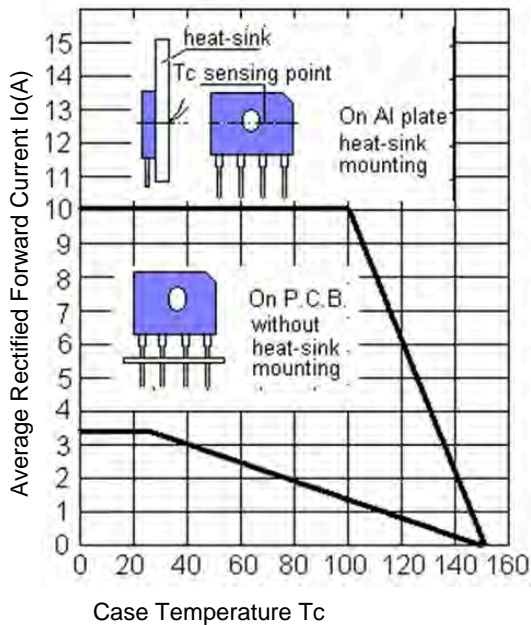


Fig.2 Typical Reverse Characteristics

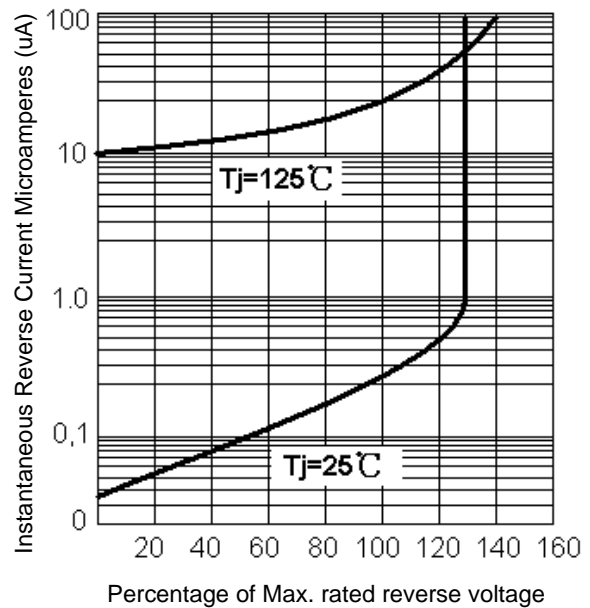


Fig.3: Max. Surge Current

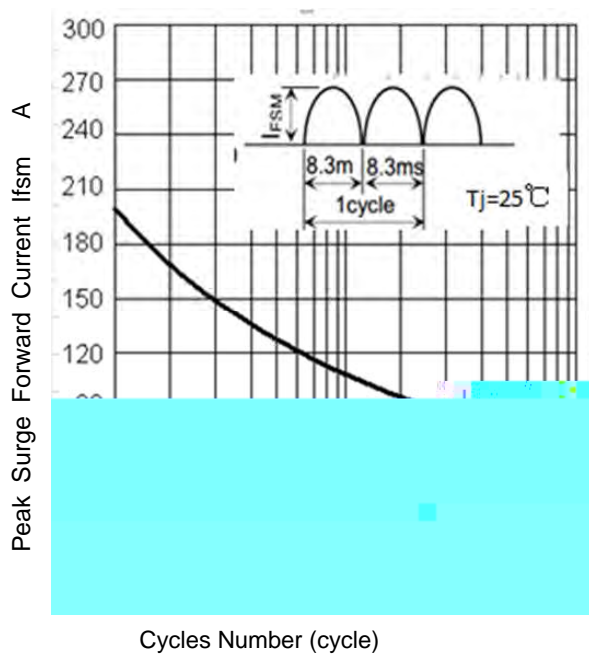
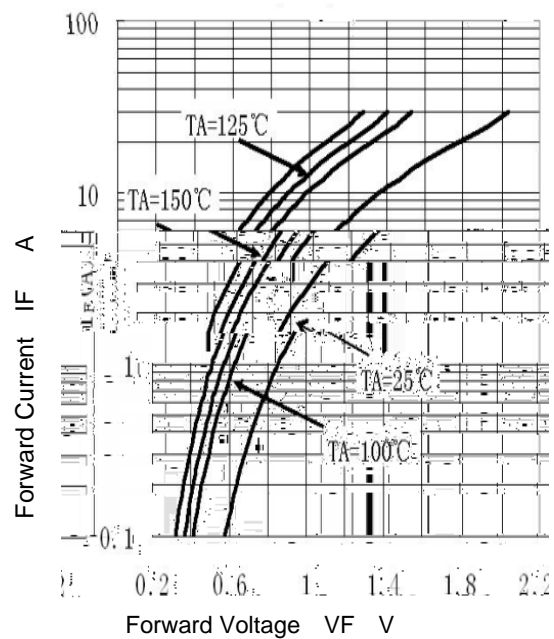
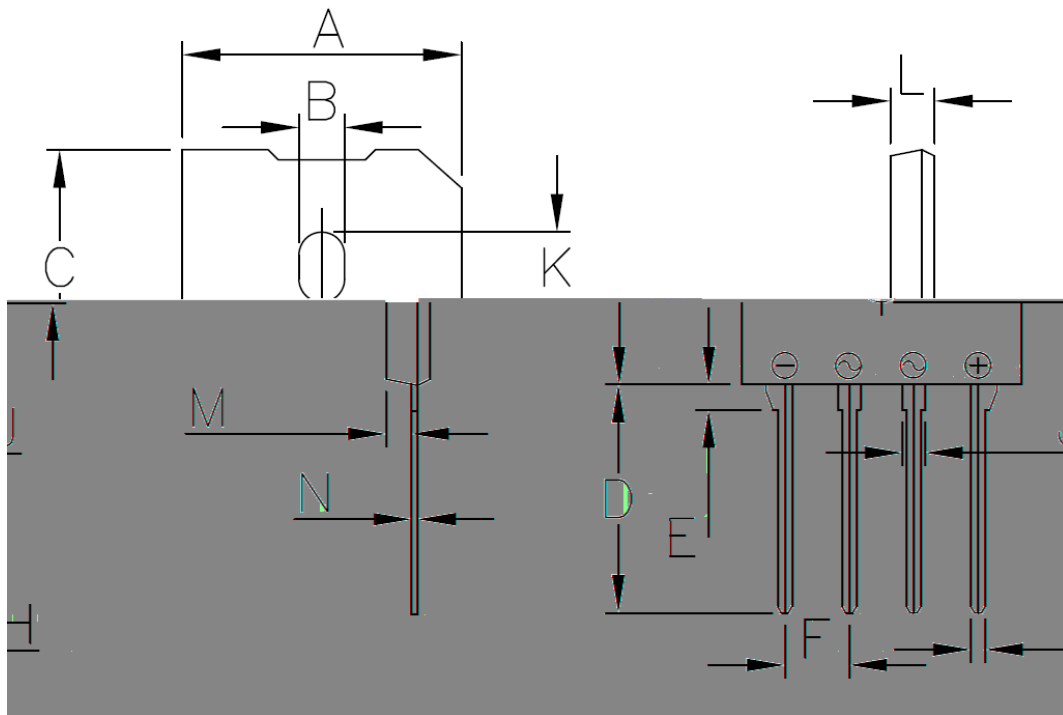


Fig.4: Rated Forward Features



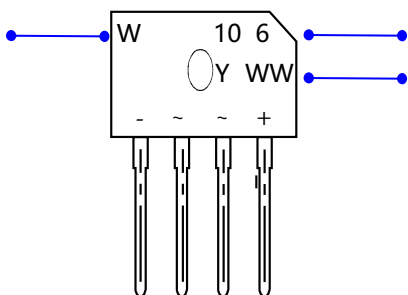
PACKAGE OUTLINE DIMENSIONS

Note:unit mm(inch)



GBU mechanical data: unit mm(inch)

Unit		A	B	C	D	E	F	H	J	K	L	M	N
mm	max	22.3	4.1	18.8	18.5	2.1	5.43	1.15	2.24	5.6	3.6	2.3	0.6
	min	21.7	3.5	18.2	17.5	1.5	4.73	0.85	1.64	5.1	3.2	1.8	0.4
inch	max	0.88	0.17	0.74	0.73	0.09	0.22	0.045	0.09	0.22	0.15	0.09	0.03
	min	0.85	0.13	0.71	0.68	0.06	0.18	0.033	0.06	0.20	0.12	0.07	0.015



W : Company's trademark

Product model : GB

PDC information

Y X WW

WW:Week code(01 to 53)

X:Internal identification code

Y:Year code(ex:0=2020)